



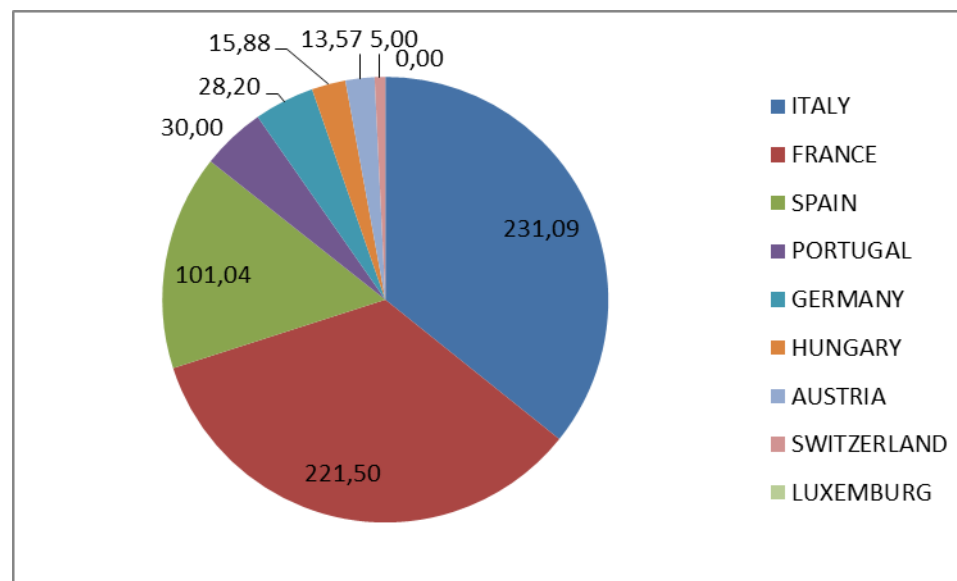
Internationaler Rebveredlerverband  
Comité international  
des pépiniéristes viticoles

Erika Busetti  
january 2017

## Production report 2016 / 2017

Altogether the Member Countries of the IRV-CIP produced in the year 2016

**646,241 million pieces graftings for plantation in the nurseries.**



Given an average yield of 58% in 2017 there is a disposal about  
**372 million grafts for EU and international wine growing sector.**

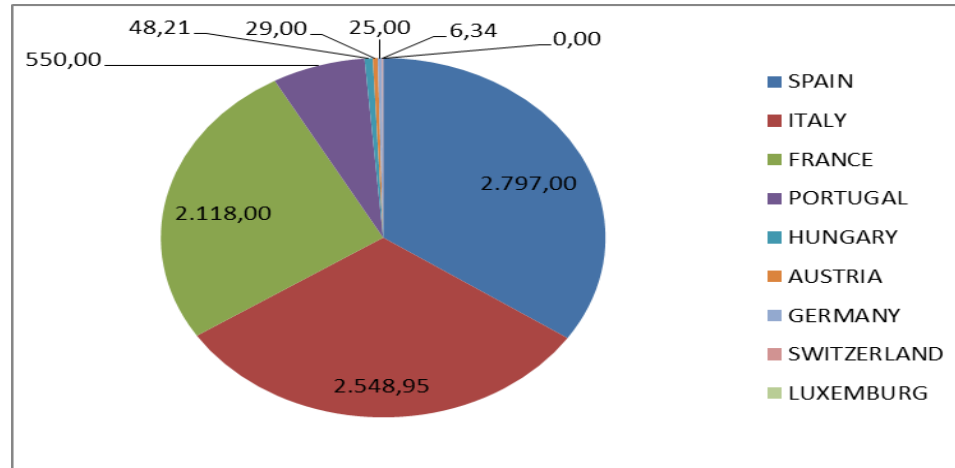
Although in 2016 the total production of grafts of 640 million pieces was 3-4 % higher than in 2015, due to climatic conditions the average yield is slightly reduced, so that in 2017 there will be a constant supply like in 2016. The biggest drop out however is expected concerning the varieties with the highest demand. As a result the nurseries already are preparing an increase of the production of potted grafted vines to meet the demands.

**Distribution of production among the IRV-CIP-members**

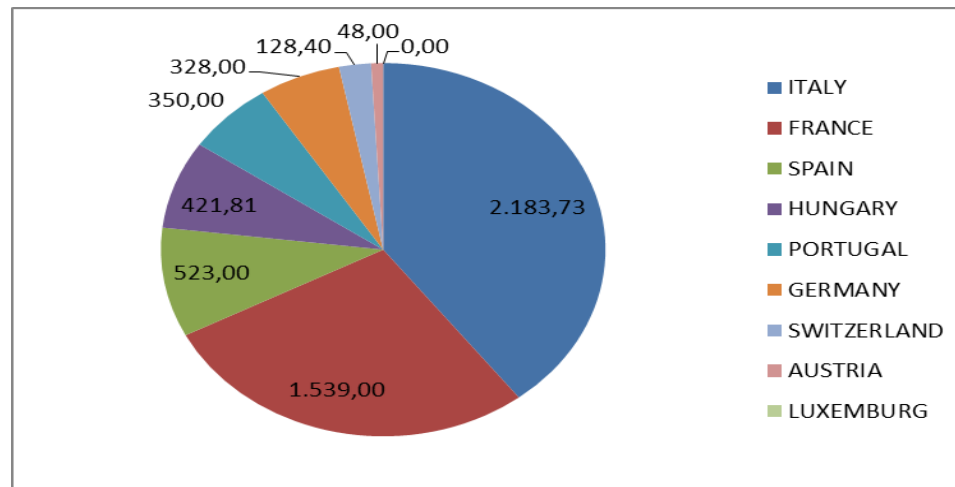
2016	ROOTSTOCKS Motherplants in ha	SCIONS Motherplants in ha	GRAFTS planted in nurseries in Mio. pieces
TOTAL	8.122,50	5.521,94	646,271
AUSTRIA	29,00	48,00	13,57
FRANCE	2.118,00	1.539,00	221,50
GERMANY	25,00	328,00	28,20
HUNGARY	48,21	421,81	15,88
ITALY	2.548,95	2.183,73	231,09
LUXEMBURG	0,00	0,00	0,00
PORTUGAL	550,00	350,00	30,00
SPAIN	2.797,00	523,00	101,04
SWITZERLAND	6,34	128,40	5,00

Grape production also requires conservation of thousands of hectares area of production for rootstocks and scions. Those areas must be permanently expanded and renewed in view to diversity and phytosanitary status.

In 2016 existed rootstock plantings of together **8.122,50** hectares:



The scions plantings together covered **5.521,94** hectares:



**These areas for propagation are accurately cultivated and under permanent official control.**